



INSTITUTE OF THE
MOTOR INDUSTRY

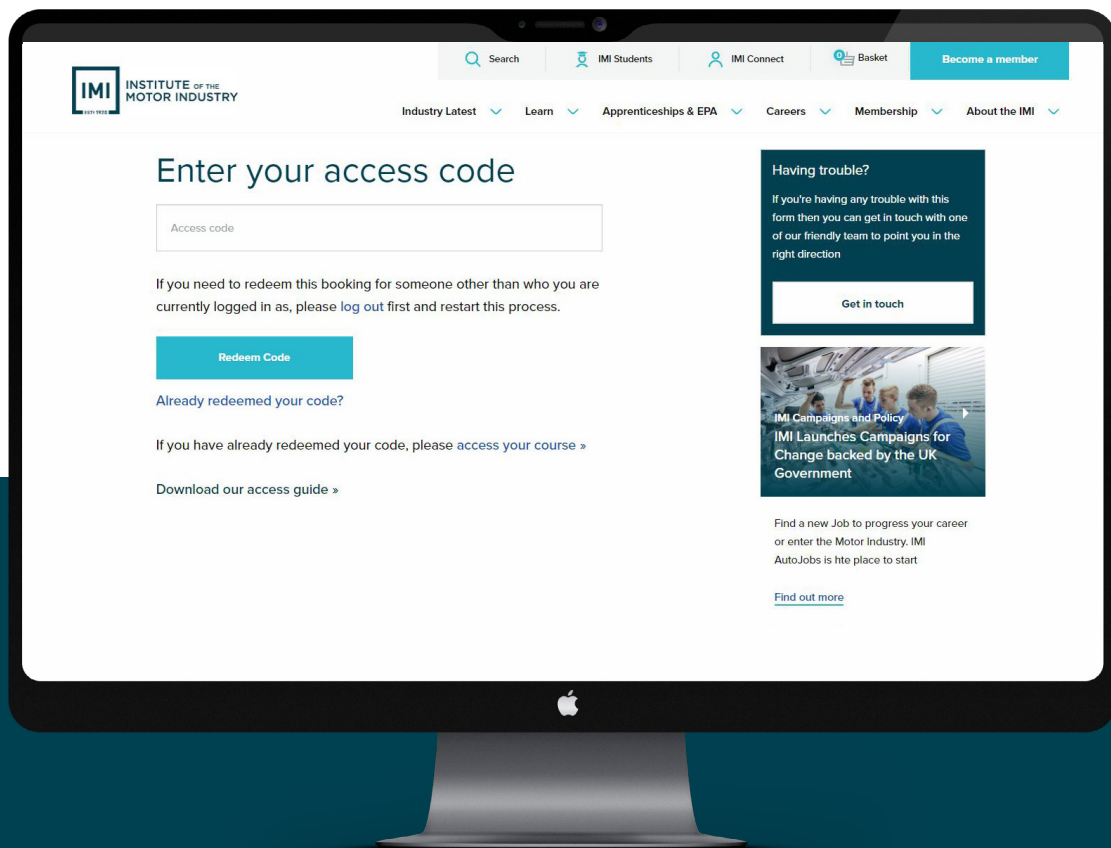
Access guide for courses

Getting started

Thank you for subscribing. Below is a handy step-by-step guide to support your online learning experience. Follow this guide to access your purchased e-Learning products.

Step 1: Logging in

Visit www.theimi.org.uk/redeem/code, enter your 10 digit access code and click on **redeem code**. You will then be taken to the following page:



Already have access?

Simply login and continue.
If you've forgotten your login details, you can request a password reset by clicking on '**Forgotten login details**'.

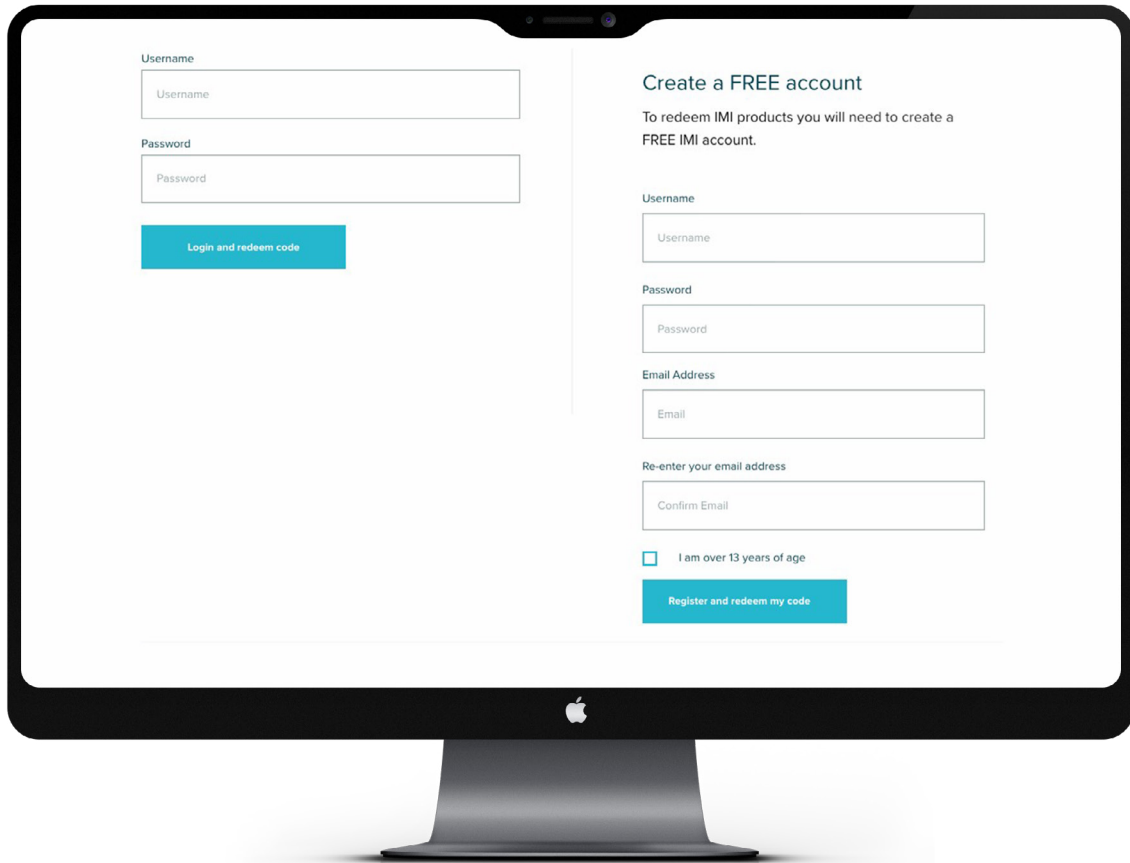


No access?

If you don't currently have access to our website, you will need to click '**Create a FREE account**'.

Step 2: Register and redeem code

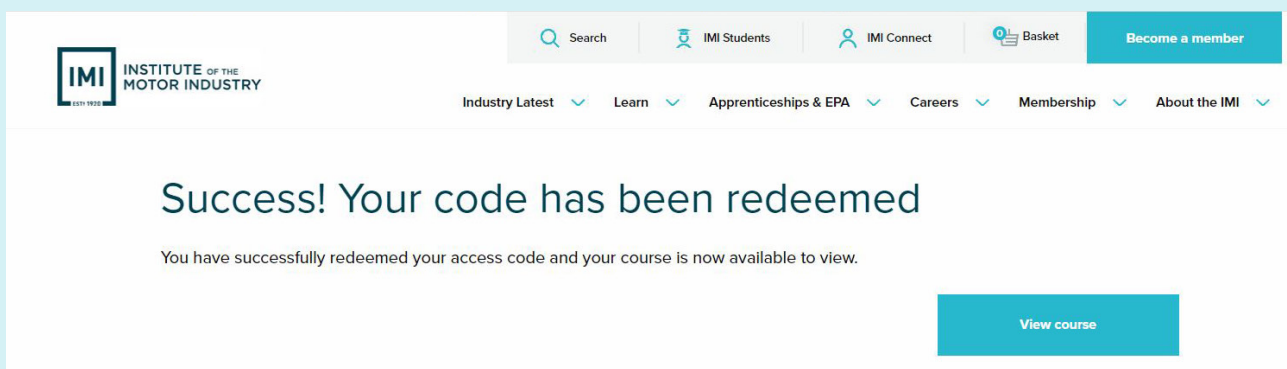
Once you've entered your access code, you will be prompted to fill in the below form, followed by clicking on '**Register and redeem my code**'. If you have previously accessed an IMI course or completed an MOT assessment, you will already have an IMI account to log into and redeem new codes.



The image shows a computer monitor displaying a web form for creating a free account. The form is split into two columns. The left column has fields for 'Username' and 'Password', followed by a blue button labeled 'Login and redeem code'. The right column is titled 'Create a FREE account' and includes the text 'To redeem IMI products you will need to create a FREE IMI account.' Below this are fields for 'Username', 'Password', 'Email Address', and 'Re-enter your email address' (with a 'Confirm Email' sub-label). There is a checkbox for 'I am over 13 years of age' and a final blue button labeled 'Register and redeem my code'.

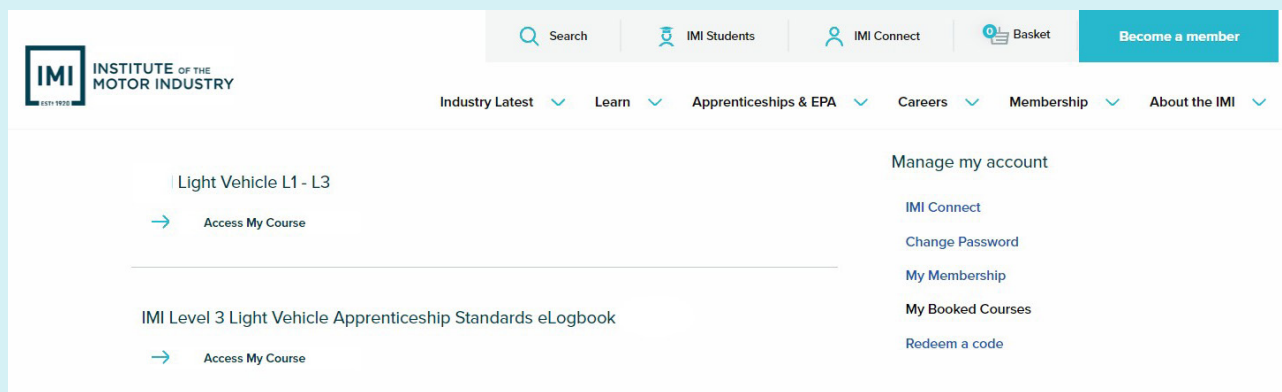
Step 3: Access your e-Learning content

Once you've successfully submitted your access code, you will reach the following page and be ready to explore and navigate the platform. From here, you can view your booked CPD by clicking on '**View course**'.



The screenshot shows the top navigation bar of the IMI website. It includes the IMI logo (ESTD 1922) and the text 'INSTITUTE OF THE MOTOR INDUSTRY'. The navigation menu contains: Search, IMI Students, IMI Connect, Basket, and Become a member. Below the menu are links for Industry Latest, Learn, Apprenticeships & EPA, Careers, Membership, and About the IMI. The main content area features a large heading 'Success! Your code has been redeemed' and a sub-heading 'You have successfully redeemed your access code and your course is now available to view.' A blue button labeled 'View course' is positioned at the bottom right.

You will then be taken to another page which will list all booked activity under your membership ID.



Did you know...

Anyone taking training or assessment with the IMI qualifies for complimentary membership at Affiliate level, giving access to a range of member benefits to include:



Membership card



Certificate



Monthly
Member Update



Post-Nominals

Eager to find out more? Our team is on hand to help answer your questions, please contact us on: **01992 511521** or visit our website by going to **www.theimi.org.uk**.